



MOBILAIR® utility Series

Stationary Construction Compressors

With the world-renowned SIGMA PROFILE

Flow rate 4.35 to 5.4 m³/min (155 – 190 cfm)

M 57 utility / M 58 utility

In many cases, ready-access to a permanent supply of quality compressed air is too important to warrant towing a compressor around, finding a place for it, connecting it, uncoupling it, setting it up and then, finally, putting it to use. This especially applies if this process has to be repeated in reverse once the applicable work task has been completed.

This powerful and versatile KAESER duo makes everything simpler and faster: both the M57 utility and M58 utility can be installed on the loading bed of a lorry and require minimal installation space. Consequently, there is always enough room for materials and tools and the vehicle becomes a compact rapid-response unit, making it ideal for applications such as crash barrier replacement on motorways since there is no need to close an entire section of road. Whether on a loading bed or on a construction site, these compact units fit in anywhere they're needed. Designed and optimised for continued installation on a loading bed, these portable powerhouses offer excellent accessibility to the control panel, fuel tank and oil level gauge from the front of the unit. Moreover, with additional options such as bolt-down machine mounts, tool lubricators and compressed air aftercoolers, these machines can be perfectly adapted to the work environment.

Fuel efficient for greater endurance

Together with a large fuel tank, the powerful combination of fuel-saving Kubota diesel engines (with or without particulate filter) and energy-efficient KAESER rotary screw airends with SIGMA PROFILE rotors enables these twin units to operate continuously for up to ten hours.

M 57 or M 58? Utility is key!

The M57 utility is fully compliant with EU Stage IIIA exhaust emission regulations. With its diesel particulate filter, the M58 utility fulfils the U.S. Tier 4 final exhaust emissions standard and is therefore welcome in low emission zones.

Excellent accessibility

Once the two cover panels have been removed, all maintenance points are easy to access from the loading bed side usual for right-hand traffic. All operating fluids can be easily changed via externally installed drain taps without the need for lifting of the compressor unit.

Made in Germany


KAESER's renowned MOBILAIR range of portable compressors is manufactured in a state-of-the-art production facility located at the company's headquarters in Coburg, Northern Bavaria. Equipped with the very latest technology, the advanced portable compressor plant boasts TÜV (German Technical Inspection Agency) certified sound testing facilities for free-field sound level measurement, an advanced powder coating installation and highly efficient production logistics.

Simply smart

Featuring push-button start, the SIGMA CONTROL SMART compressor controller also allows changeover from unloaded start to load operation in order to ensure optimum cold-start performance. Furthermore, the desired maximum pressure can be reduced in steps of 0.1 bar down to 6 bar at the press of a button. Protected by a durable metal cover, the high visibility colour display shows all key operational data, such as fuel tank fill level, and counts down to the next scheduled maintenance appointment.



Excellent access, compact design





Details that count

A fixed crane eye on the top of the unit's housing makes transportation simple and the stainless steel exhaust pipe features a protection flap.



Easy fuelling

Fuelling is performed from the front face of the unit and the large 105-litre fuel tank has sufficient capacity to ensure operation for far longer than a single work shift.



Clean fluid change

Oil changes are also made simple, as the drainage points for the engine oil, compressor fluid and engine coolant pass through the closed floor pan to exterior of the unit. There is no need to lift up the machine in order to perform service work.



Suitable for forklifts

Forklift pockets in the closed standard base frame ensure safe, dependable manoeuvrability via forklift truck. Bolt-down machine mounts are also optionally available.

Available equipment

Optional compressed air aftercooler

The compressed air aftercooler cools the compressed air to 7 °C above ambient. Because the aftercooler is installed at an angle the condensate is able to easily drain away. This environmentally-friendly design prevents problems caused by freezing in winter and the condensate is evaporated using the hot exhaust gases from the engine.

Anti-Frost Control as standard

Without the optional compressed air aftercooler, the patented Anti-Frost Control automatically adjusts operating temperature in relation to ambient. In combination with the optional tool lubricator, this feature prevents air tools from freezing up and significantly extends their service life.

Low temperature version

The M57 utility and M58 utility are designed as standard to operate in ambient temperatures between -10 °C and +50 °C. A variant with engine coolant preheating for extreme cold starts is available for use in temperatures below -10 °C.

Bolt-down machine mounts

The compressors can be supplied with bolt-down machine mounts to ensure absolutely secure installation on the truck loading bed.

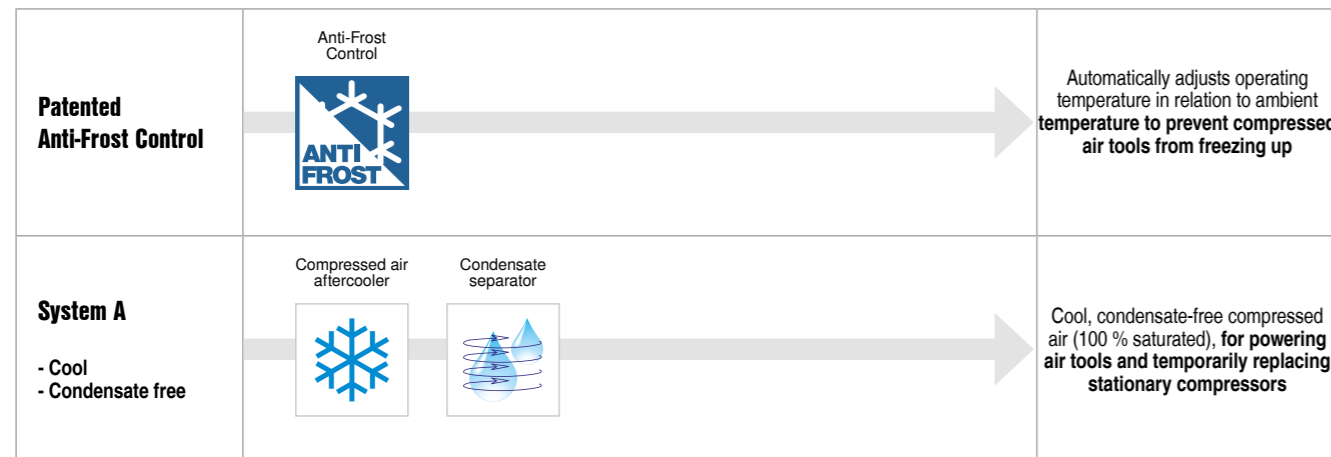
Technical specifications

Model	Compressor				4-cylinder diesel engine (water-cooled)				Complete system				
	Flow rate		Operating pressure		Make	Type	Rated engine power kW	Speed at full load rpm	Fuel tank capacity l	Operational weight kg ²⁾	Sound power level dB(A) ³⁾	Sound pressure level dB(A) ⁴⁾	Compressed air outlet
	m ³ /min	cfm	bar	PSI									
M57 utility	5.1	180	7	100	Kubota	V2403	36	2450	105	980	≤ 98	69	2 x G ^{3/4} 1 x G1
	4.35	155	10	145									
M57 utility ¹⁾	5.4	190	7	100	Kubota	V2403	36	2600	105	980	Only for export outside the EU		2 x G ^{3/4} 1 x G1
	4.7	165	10	145									
M58 utility	5.1	180	7	100	Kubota	V2403-CR with DPF	36	2450	105	1020	≤ 98	68	2 x G ^{3/4} 1 x G1
	4.35	155	10	145									

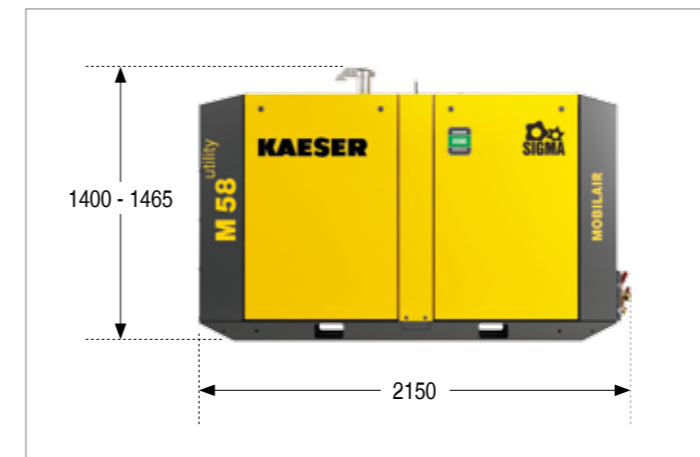


- ¹⁾ Only for export outside of the EU
- ²⁾ Basic weight without optional equipment
- ³⁾ Guaranteed sound power level as per 2000/14/EC
- ⁴⁾ Surface sound pressure level as per ISO 3744 (r: 10m)

Compressed air treatment system variants



Dimensions



The world is our home

As one of the world's largest compressed air systems providers and compressor manufacturers, KAESER KOMPRESSOREN is represented throughout the world by a comprehensive network of branches, subsidiary companies and authorised partners.

With innovative products and services, KAESER KOMPRESSOREN's experienced consultants and engineers help customers to enhance their competitive edge by working in close partnership to develop progressive system concepts that continuously push the boundaries of performance and compressed air efficiency. Moreover, the decades of knowledge and expertise from this industry-leading system provider are made available to each and every customer via the KAESER group's global computer network.

These advantages, coupled with KAESER's worldwide service organisation, ensure that every product operates at the peak of its performance at all times and provides maximum availability.



KAESER KOMPRESSOREN SE

P.O. Box 2143 – 96410 Coburg – GERMANY – Tel +49 9561 640-0 – Fax +49 9561 640-130
e-mail: productinfo@kaeser.com – www.kaeser.com